



HB-3 PROGRESS MONITORING REPORT

Cityscape Schools

March 3, 2022

2021-2022 SCHOOL YEAR

Board Outcome Goal Progress Monitoring Report

The percent of 3rd grade students that score meets grade level or above on STAAR Reading will increase from 34% to 40% by June 2024.

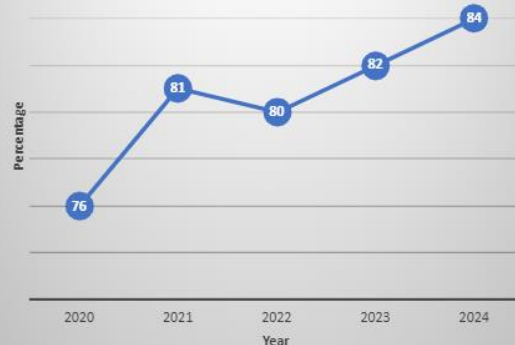
Overall Goal Evaluation:
Off Track

Progress Measure 1.1

Early Childhood Literacy Progress Measure 1.1: The percent of PreK students that score On Track in Reading Phonological Awareness on CIRCLE will increase from 76% to 84% by June 2024.

This section describes the current status of the progress measure providing graphable data in comparison to the yearly targets and a break down of data showing the progress of each student group represented in the closing the gaps domain.

Yearly Target Goal- Literacy



Closing the Gaps Student Groups

Closing the Gaps Student Groups Yearly Targets

	African American	Hispanic	White	American Indian	Asian	Pacific Islander	Two or More Races	Special Ed	Eco. Disadv.	Special Ed (Former)	EL	Cont. Enrolled	Non-Cont. Enrolled
2020	73%	76%	-	-	-	-	-	64%	76%	N/A	36%	N/A	N/A
2021	86%	71%	*	-	-	-	*	*	71%	N/A	100%	N/A	N/A



Campus Updates

Buckner Preparatory - Student count: 42; Rapid Letter: 36% On Track, 64% Needs Support. Rapid Vocabulary: 27% On Track, 73% Needs Support. Phonological Awareness Skills: 85% On Track, 15% Needs Support. Letras Rápidas: 85% On Track, 15% Needs Support. Vocabulario rápido: 50% On Track, 50% Needs Support. Conciencia fonológica: 60% On Track, 40% Needs Support. **Plans moving forward:** One-to-One coaching, guided data analysis to target instruction and small groups, ongoing professional development through weekly curriculum meet-ups and after-school PD, emphasis on developmentally appropriate practices, grade level specific supports through make-and-take training sessions, culturally relevant classroom libraries and Social Emotional Development.

Campus Goal Evaluation
On Track

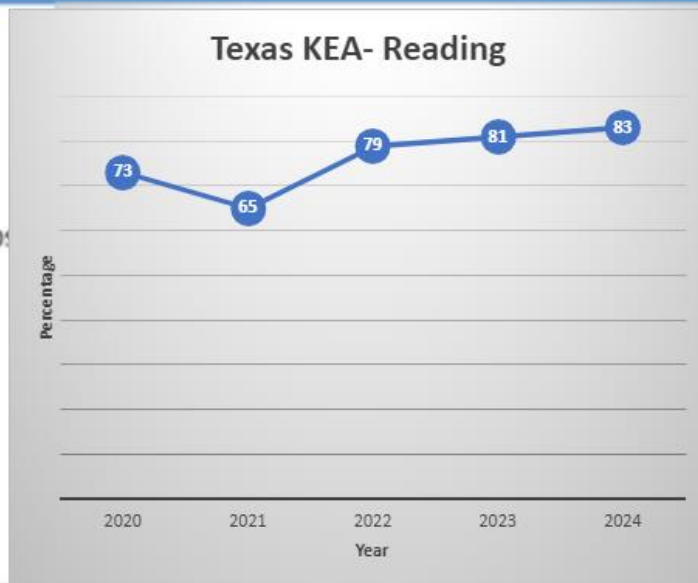
East Grand Preparatory - Student count: 101; Rapid Letter: 85% On Track, 15% Needs Support. Rapid Vocabulary: 50% On Track; 50% Needs Support. Phonological Awareness Skills: 79% On Track, 21% Need Support. Letras Rápidas: 54% On Track, 46% Need Support. Vocabulario Rápido: 48% On Track, 52% Needs Support. Conciencia fonológica: 72% On Track, 28% Needs Support. **Plans moving forward:** One-to-One coaching, guided data analysis to target instruction and small groups, ongoing professional development through weekly curriculum meet-ups and after-school PD, emphasis on developmentally appropriate practices, grade level specific supports through make-and-take training sessions, culturally relevant classroom libraries and Social Emotional Development.

Campus Goal Evaluation
Slightly Off Track

Progress Measure 1.2

Early Childhood Literacy Progress Measure 1.2: The percent of K students that score on grade level or above on Texas-KEA will increase from 75% to 83% by June 2024.

This section describes the current status of the progress measure providing graphable data in comparison to the yearly targets and a break down of data showing the progress of each student group represented in the closing the gaps domain.



Closing the Gaps Student Groups

Closing the Gaps Student Groups Yearly Targets

	African American	Hispanic	White	American Indian	Asian	Pacific Islander	Two or More Races	Special Ed	Eco. Disadv.	Special Ed (Former)	EL	Cont. Enrolled	Non-Cont. Enrolled
2020	72%	75%	-	-	-	-	-	63%	75%	N/A	75%	N/A	N/A
2021	63%	48%	-	-	-	-	*	*	48%	N/A	50%	N/A	N/A



Campus Updates

Buckner Preparatory - Student count: 47; Letter names: 64% On Track, 23% Monitor, 13% Needs Support. Letter sounds 27% On Track, 9% Monitor, 64% Needs Support. Blending: 42% On Track, 20 % Monitor, 38% Needs Support. Nombres de las letras: 100% On Track. Sonidos de las letras: 96% On Track, 4% Monitor. Combinacion de sonidos: 63% on track, 4% monitor, 33% Needs Support. **Plans moving forward:** One-to-One coaching, guided data analysis to target instruction and small groups, ongoing professional development through weekly curriculum meet-ups and after-school PD, emphasis on developmentally appropriate practices, grade level specific supports through make-and-take training sessions, culturally relevant classroom libraries and Social Emotional Development (7 Mindsets).

Campus Goal Evaluation:
Off Track

East Grand Preparatory - Student count 99; Letter names: 59% On Track, 21% Monitor, 20% Needs Support. Letter Sounds: 43% On Track, 10% Monitor, 47% Needs Support. Blending: 57% On Track, 6% Monitor, 37% Needs Support. Nombres de las letras: 85% On Track, 10% Monitor, 5% Needs Support. Sonidos de las letras: 92% On Track, 2% Monitor, 6% Needs Support. Combinacion de sonidos: 50% On Track, 13% Monitor, 38% Needs Support. **Plans moving forward:** One-to-One coaching, guided data analysis to target instruction and small groups, ongoing professional development through weekly curriculum meet-ups and after-school PD, emphasis on developmentally appropriate practices, grade level specific supports through make-and-take training sessions, culturally relevant classroom libraries and Social Emotional Development (7 Mindsets).

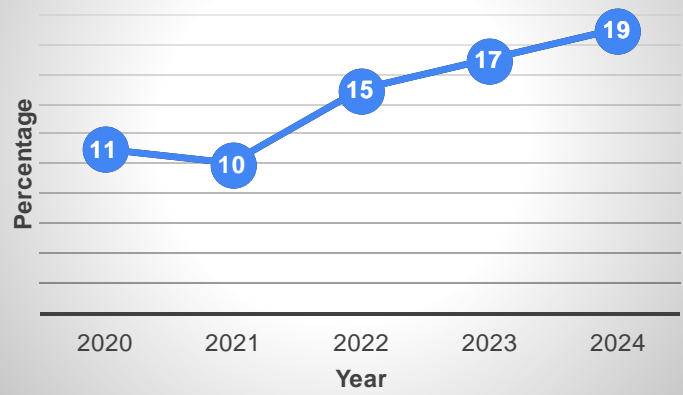
Campus Goal Evaluation:
Off Track

Progress Measure 1.3

Early Childhood Literacy Progress Measure 1.3: The percent of 1st through 3rd grade students that score on grade level or above in Reading on Winter NWEA MAP test (Projected to STAAR Meets) will increase from 11% to 19% by June 2024.

This section describes the current status of the progress measure providing graphable data in comparison to the yearly targets and a break down of data showing the progress of each student group represented in the closing the gaps domain.

NWEA- On Grade Level: Reading



Closing the Gaps Student Groups

Closing the Gaps Student Groups Yearly Targets

	African American	Hispanic	White	American Indian	Asian	Pacific Islander	Two or More Races	Special Ed	Eco. Disadv.	Special Ed (Former)	EL	Cont. Enrolled	Non-Cont. Enrolled
2020	10%	13%	-	-	-	-	-	7%	13%	-	13%	13%	N/A
2021	3%	10%	*	-	-	-	-	2%	10%	-	6%	N/A	N/A



Campus Updates

Buckner Preparatory- Student count: 128; Did not Meet Count: 79, Percent: 61.7%; Approaches Count: 35, Percentage: 27.3%; Meets Count: 11, Percent: 8.6%; Masters Count: 3, Percent: 2.3%. **Plans moving forward:** One-on-One coaching, guided data analysis to target instruction and small groups, ongoing professional development through weekly curriculum meet-ups and after-school PD, emphasis on guided reading, grade level specific supports through make-and-takes (for guided reading time), relevant student friendly teaching (Learning and the Brain strategies), culturally relevant classroom libraries, SEL - 7 Mindsets.

Campus Goal Evaluation:
Off Track

East Grand Preparatory- Student count: 555; Did not Meet Count: 293, Percent: 52.8%; Approaches Count: 180, Percent: 32.4%; Meets Count: 58, Percent: 10.5%; Masters Count: 24, Percent: 4.3%. **Plans moving forward:** One-on-One coaching, guided data analysis to target instruction and small groups, ongoing professional development through weekly curriculum meet-ups and after-school PD, emphasis on guided reading, stations for guided reading, grade level specific supports through make-and-takes, relevant student friendly teaching (Learning and the Brain strategies), culturally relevant classroom libraries, SEL - 7 Mindsets.

Campus Goal Evaluation:
Off Track

Board Outcome Goal Progress Monitoring Report

The percent of 3rd grade students that score meets grade level or above on STAAR Math will increase from 35% to 41% by June 2024.

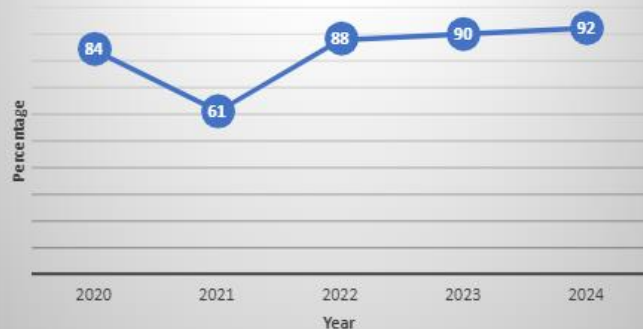
Overall Goal Evaluation:
Off Track

Progress Measure 2.1

Early Childhood Math Progress Measure 2.1: The percent of PreK students that score On Track on the Math Overall Measure on EOY CIRCLE will increase from 84% to 92% by June 2024.

This section describes the current status of the progress measure providing graphable data in comparison to the yearly targets and a break down of data showing the progress of each student group represented in the closing the gaps domain.

Yearly Target Goal- EOY Circle Math



Closing the Gaps Student Groups

Closing the Gaps Student Groups Yearly Targets

	African American	Hispanic	White	American Indian	Asian	Pacific Islander	Two or More Races	Special Ed	Eco. Disadv.	Special Ed (Former)	EL	Cont. Enrolled	Non-Cont. Enrolled
2020	79%	84%	-	-	-	-	-	69%	84%	N/A	84%	N/A	N/A
2021	66%	68%	*	-	-	-	*	*	68%	-	63%	N/A	N/A



Campus Updates

Buckner Preparatory - Student count: 42; Rote counting: 40% On Track, 3% Monitor, 57% Needs Support. Shape naming: 70% On track, 18% Monitor, 12% Needs Support. Number Discrimination 78% On Track, 22% Needs Support. Number naming: 60% On Track, 40% Needs Support. Shape discrimination: 83% On Track, 17% Needs Support. Counting sets: 54% On Track, 26% Monitor, 20% Needs Support. Operations: 16% On Track, 84% Needs Support. **Plans moving forward:** One-to-One coaching, guided data analysis to target instruction and small groups, ongoing professional development through weekly curriculum meet-ups and after-school PD, emphasis on developmentally appropriate practices, grade level specific supports through make-and-take training sessions, culturally relevant classroom libraries and Social Emotional Development (7 Mindsets)

Campus Goal Evaluation:
Off Track

East Grand Preparatory - Student count: 99; Rote counting: 36% On Track, 17% Monitor, 47% Needs Support. Shape naming: 72% On Track, 4% Monitor, 24% Needs Support. Number discrimination: 87% On Track, 13% Needs Support. Number naming: 63% On Track, 37% Needs Support. Shape discrimination: 76% On Track, 24% Needs Support. Counting sets: 65% On Track, 6% Monitor, 29% Needs Support. Operations: 24% On Track, 76% Needs Support. **Plans moving forward:** One-to-One coaching, guided data analysis to target instruction and small groups, ongoing professional development through weekly curriculum meet-ups and after-school PD, emphasis on developmentally appropriate practices, grade level specific supports through make-and-take training sessions, culturally relevant classroom libraries and Social Emotional Development (7 Mindsets).

Campus Goal Evaluation:
Off Track

Progress Measure 2.2

Early Childhood Math Progress Measure 2.2: The percent of K students that score on grade level or above on Math Texas-KEA will increase from 75% to 83% by June 2024.

This section describes the current status of the progress measure providing graphable data in comparison to the yearly targets and a break down of data showing the progress of each student group represented in the closing the gaps domain.



Closing the Gaps Student Groups

Closing the Gaps Student Groups Yearly Targets

	African American	Hispanic	White	American Indian	Asian	Pacific Islander	Two or More Races	Special Ed	Eco. Disadv.	Special Ed (Former)	EL	Cont. Enrolled	Non-Cont. Enrolled
2020	72%	75%	-	-	-	-	-	63%	75%	N/A	75%	N/A	N/A
2021	72%	42%	-	-	-	-	*	*	42%	-	38%	N/A	N/A



Campus Updates

Buckner Preparatory - Student count: 42; Math skills: 52% On Track, 6% Monitor, 42% Needs Support. Plans moving forward: One-to-One coaching, guided data analysis to target instruction and small groups, ongoing professional development through weekly curriculum meet-ups and after-school PD, emphasis on developmentally appropriate practices, grade level specific supports through make-and-take training sessions, culturally relevant classroom libraries and Social Emotional Development (7 Mindsets).

Campus Goal Evaluation:
Off Track

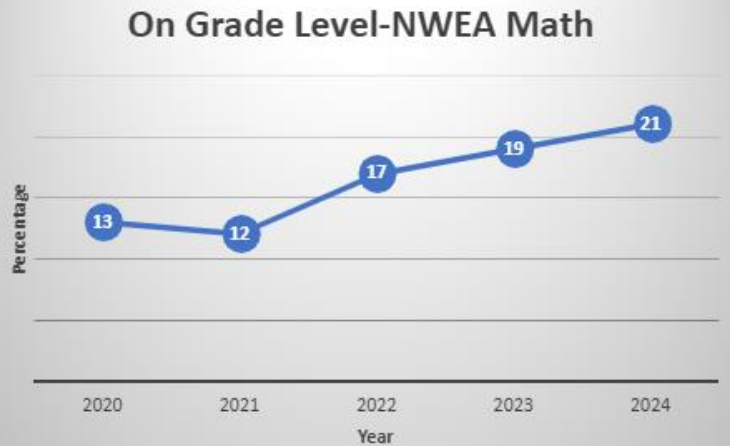
East Grand Preparatory - Student count: 101; Math skills: 43% On Track, 9% Monitor, 48% Needs Support. Plans moving forward: One-to-One coaching, guided data analysis to target instruction and small groups, ongoing professional development through weekly curriculum meet-ups and after-school PD, emphasis on developmentally appropriate practices, grade level specific supports through make-and-take training sessions, culturally relevant classroom libraries and Social Emotional Development (7 Mindsets).

Campus Goal Evaluation:
Off Track

Progress Measure 2.3

Early Childhood Math Progress Measure 2.3: The percent of 1st through 3rd grade students that score on grade level or above in Math on Winter NWEA MAP test (Projected to STAAR Meets) will increase from 13% to 21% by June 2024.

This section describes the current status of the progress measure providing graphable data in comparison to the yearly targets and a break down of data showing the progress of each student group represented in the closing the gaps domain.



Closing the Gaps Student Groups

Closing the Gaps Student Groups Yearly Targets

	African American	Hispanic	White	American Indian	Asian	Pacific Islander	Two or More Races	Special Ed	Eco. Disadv.	Special Ed (Former)	EL	Cont. Enrolled	Non-Cont. Enrolled
2020	10%	13%	-	-	-	-	-	5%	13%	-	13%	13%	N/A
2021	6%	12%	*	-	-	-	-	15%	12%	-	9%	N/A	N/A



Campus Updates

Buckner Preparatory- Student count: 129; Did not Meet Count: 71, Percent: 55%; Approaches Count: 45, Percentage: 34.9; Meets Count: 9, Percent: 7%; Masters Count: 4, Percent: 3.1%. **Plans moving forward:** One-on-One coaching, guided data analysis to target instruction and small groups, ongoing professional development through weekly curriculum meet-ups and after-school PD, grade level specific supports through make-and-takes, manipulatives available in every classroom, guided math, relevant student friendly teaching (Learning and the Brain strategies), SEL and 7- Mindsets.

Campus Goal Evaluation:
Slightly Off Track

East Grand Preparatory- Student count: 558; Did not Meet Count: 286, Percent: 51.3%; Approaches Count: 193, Percentage: 34.6; Meets Count: 65, Percent: 11.6%; Masters Count: 14, Percent: 2.5%. **Plans moving forward:** One-on-One coaching, guided data analysis to target instruction and small groups, manipulatives in every classroom, guided math and station supports, ongoing professional development through weekly curriculum meet-ups and after-school PD, grade level specific supports through make-and-takes, relevant student friendly teaching (Learning and the Brain strategies), SEL- 7 Mindsets.

Campus Goal Evaluation:
Slightly Off Track



Elda M. Rojas, M.Ed.

Deputy Superintendent and Chief Academic Officer

Cityscape Schools

Erojas@cityscapeschools.org

Maria Jose Pajazetovic, M.Ed.

Director of Early Childhood

Mpajazetovic@cityscapeschools.org

Gabriela Camacho, MBE

Director of Curriculum, Instruction, & Assessment

Gcamacho@cityscapeschools.org



Elda M. Rojas, M.Ed.
Deputy Superintendent and Chief Academic Officer
Cityscape Schools
Erojas@cityscapeschools.org

Gabriela Camacho, MBE
Director of Curriculum, Instruction,
& Assessment
Gcamacho@cityscapeschools.org

Maria Jose Pajzetovic, M.Ed.
Director of Early Childhood
MPajzetovic@cityscapeschools.org

Edgardo Rosado
Instructional Coach
erosado@cityscapeschools.org

Margo Scott
Instructional Coach
mscott@cityscapeschools.org

Elena Bobadilla
Instructional Coach
ebobadilla@cityscapeschools.org

Edgar Chavez
Instructional Coach
echavez@cityscapeschools.org

Alicia Rankin
Instructional Coach
arankin@cityscapeschools.org

Jacqueline Montemayor
Instructional Coach
jmontemayor@cityscapeschools.org

Valerie Garrison
Instructional Coach
vgarrison@cityscapeschools.org